

NATIONAL APPRENTICESHIP TRAINING SCHEME (NATS) 2.0 PORTAL

**Portal Functionalities Walkthrough - Students
Manual**



Contents

Overview	2
Modules & Functionality	2
1. Student Registration.....	6
2. Student Profile	9
3.Contract management by Student	15
3.1 Contract Accepted and downloaded	16
4. Student Profile LOCKED	18
Contact Us.....	19

Overview

National Apprenticeship Training Scheme is one of the flagship programmes of Government of India for Skilling Indian Youth in Trade disciplines. The National Apprenticeship Training Scheme under the provisions of the Apprentices Act, 1961 amended in 1973; offers Graduate, Diploma students and Vocational certificate holders; a practical, hands-on On-the-Job-Training (OJT) based skilling opportunities with duration ranging from 6 months to 1 year.

Modules & Functionality

Students play the critical role in NATS 2.0 Portal of posting apprenticeship advertisements aligned to their manpower requirements. The following modules pertain to the apprenticeship related activities a student is responsible for:

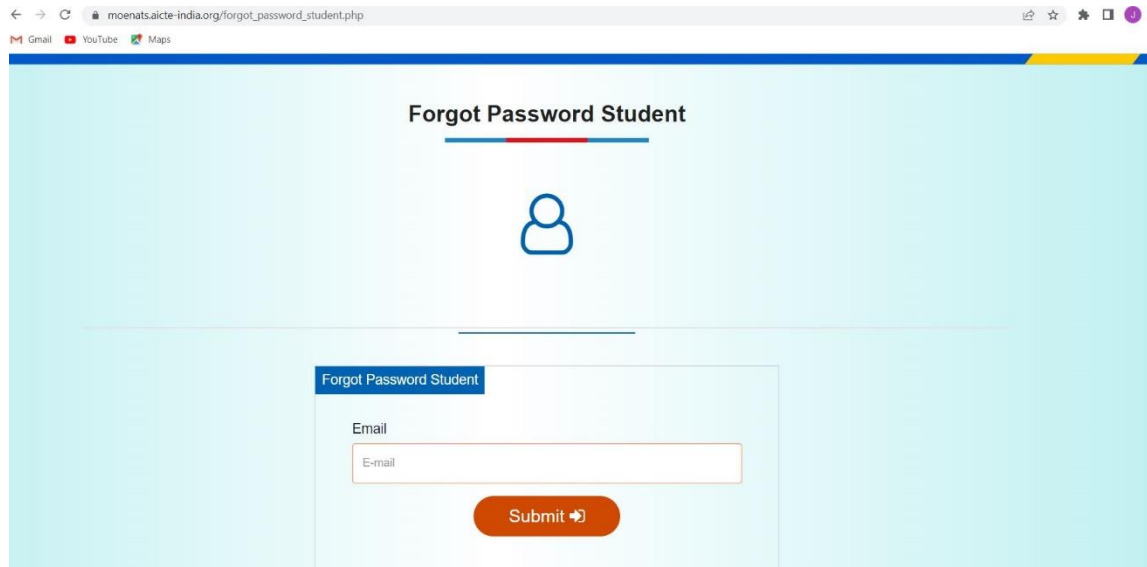
- Step 1:** Registration
- Step 2:** Profile filling
- Step 3:** Apply for apprenticeship available
- Step 4:** Application Management
- Step 5:** Contract creation
- Step 6:** Profile Lock
- Step 7:** Record of progress
- Step 8:** Download COP, after successful completion of apprenticeship program.
- Step 9:** Employment Opportunities

Below is each of these modules elaborated along with screenshots.

Resetting password (upgraded portal)

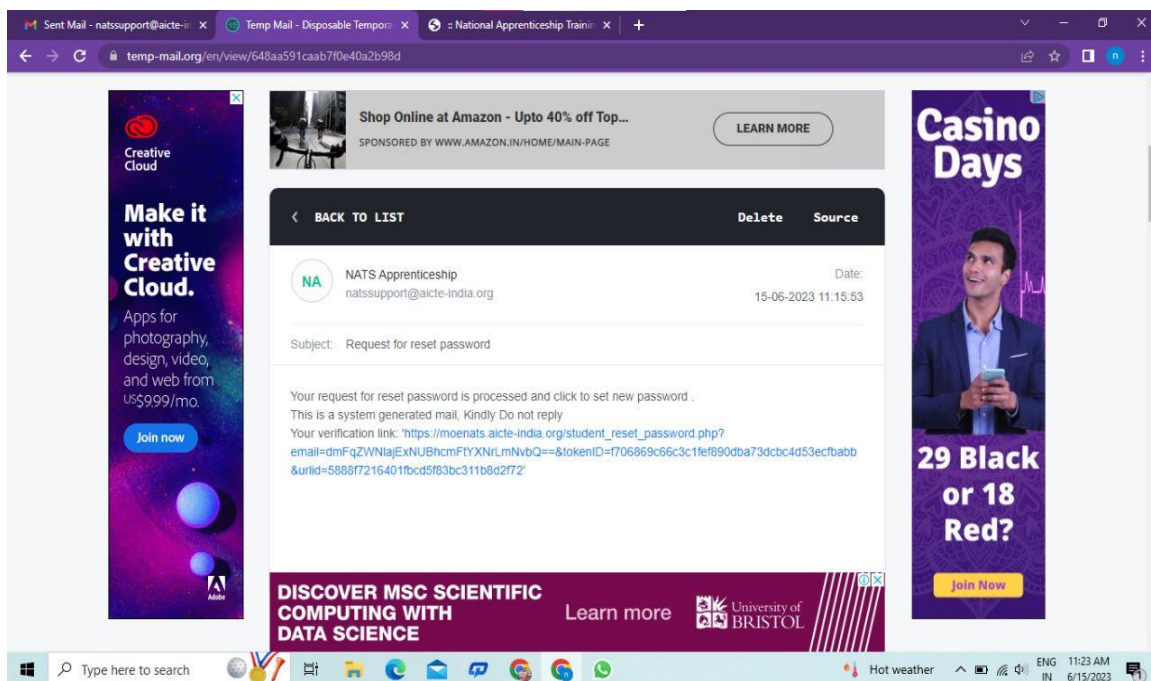
Step 1: Click on the below link,

https://moenats.aicte-india.org/forgot_password_student.php



The screenshot shows a web browser window with the URL moenats.aicte-india.org/forgot_password_student.php. The page has a light blue background and a white form area. At the top, it says "Forgot Password Student" with a blue outline of a person icon below it. The form itself is titled "Forgot Password Student" and contains an "Email" label, an input field with "E-mail" inside, and a blue "Submit" button with a right-pointing arrow.

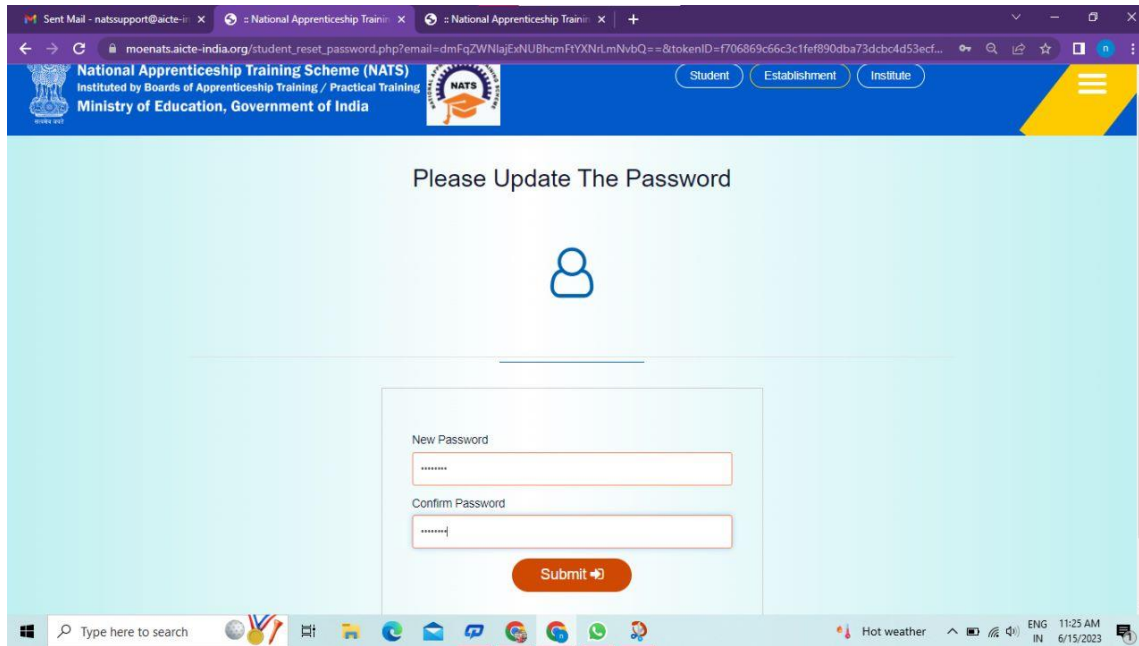
Step 2: Enter your email, a password reset email will be received to the email.



The screenshot shows an email client interface. The main email is from "NATS Apprenticeship" (natsupport@aicte-india.org) dated 15-06-2023 11:15:53. The subject is "Request for reset password". The body of the email states: "Your request for reset password is processed and click to set new password. This is a system generated mail. Kindly Do not reply. Your verification link: 'https://moenats.aicte-india.org/student_reset_password.php?email=dmFqZWVhcmFTYXNRLmNvbQ==&tokenId=f706869c66c3c1fe1890dba73dcbc4d53ecfbabb&urlid=5888f7216401fbcd5f83bc311b9d2f72'". The email is displayed in a window with several advertisements, including "Creative Cloud", "Shop Online at Amazon - Upto 40% off Top...", "Casino Days", and "DISCOVER MSC SCIENTIFIC COMPUTING WITH DATA SCIENCE". The Windows taskbar is visible at the bottom, showing the time as 11:23 AM on 6/15/2023.

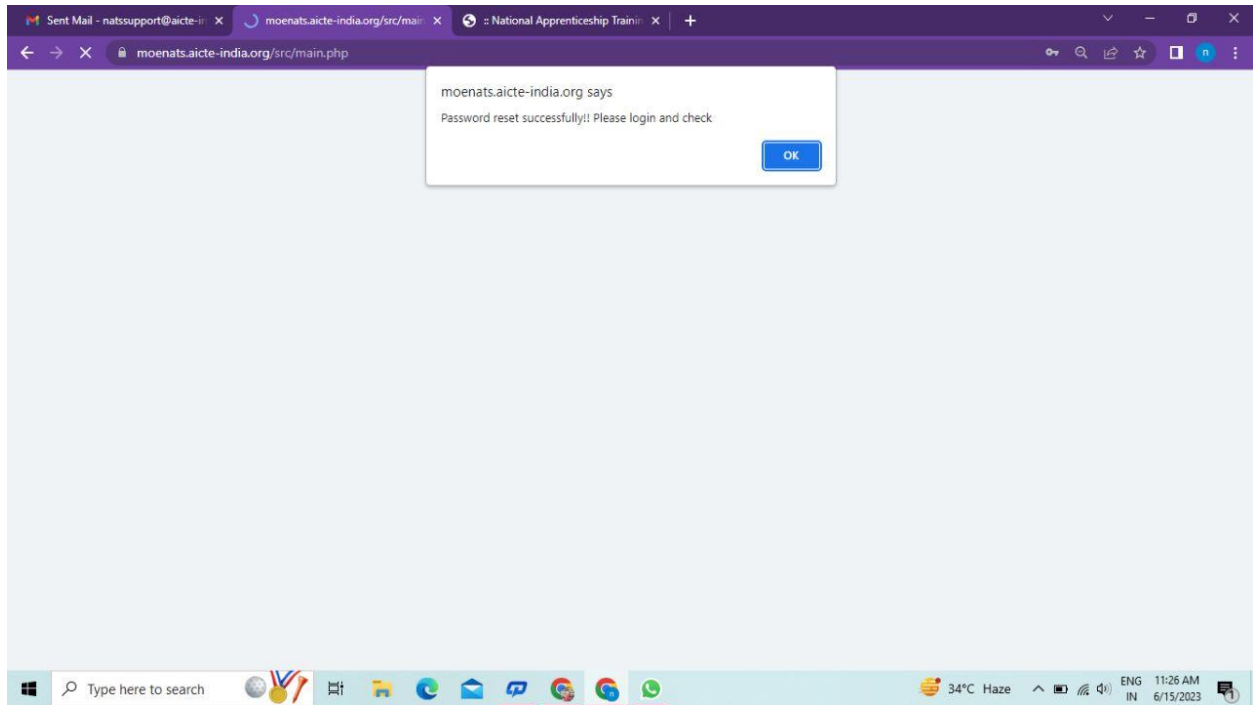
Step 3: Open the email and click on the link, and it will be redirected to the password reset page.

Step 4: From this page, you will be prompted to enter the password two times for confirmation.



The screenshot shows a web browser window displaying the NATS password reset page. The browser's address bar shows the URL: `moenats.aicte-india.org/student_reset_password.php?email=dmFgZWVlajEXNUBhcmFYXNlLnNvbQ==&tokenID=f706869c66c3c1fef890dba73dcbc4d53ecf...`. The page header includes the NATS logo and the text "National Apprenticeship Training Scheme (NATS) Instituted by Boards of Apprenticeship Training / Practical Training Ministry of Education, Government of India". There are navigation buttons for "Student", "Establishment", and "Institute". The main heading is "Please Update The Password" with a user icon. Below this, there are two input fields: "New Password" and "Confirm Password", both containing masked characters. A "Submit" button is located below the input fields. The Windows taskbar is visible at the bottom, showing the search bar, taskbar icons, and system tray with the date and time (11:25 AM, 6/15/2023).

Step 5: A success pop-up will appear on screen & the password is shared over your email in return.



Step 6: To Login Visit https://moenats.aicte-india.org/student_login.php , enter your login credentials to login as student.

1. Student Registration

Students are expected to register on the NATS 2.0 Portal with their preliminary details before they are enrolled in apprenticeship.

Student registration url: https://moenats.aicte-india.org/student_register.php.

Following the above details, student is asked to fill the below details,

- Basic details – Name, Father/Mother’s name, Aadhar no.
- Educational details – Course/Institute details
- Communication information- Address, Mobile no
- Training preference – Preferred field/location for apprenticeship
- Bank details

Below are the student registration form screenshots.

Registration form for Students

The screenshot shows a web browser window with the URL moenats.aicte-india.org/student_register.php. The page title is "Student Register". Below the title, there is a red text block: "This Enrollment module of student facilitates to the Pass-Outs in Graduate in Engineering / Technology, Graduate in General Stream, Graduate in Vocational, Diploma in Engineering / Technology, Diploma in General Stream, Diploma in Vocational. The Students pursuing sandwich courses should contact their institution for enrollment." The form contains several input fields and dropdown menus:

- Have you undertaken any previous training as part of the apprenticeship programme (except sandwich apprenticeship): NO
- Do you have any work experience of one year or more: NO
- Have you passed out through Regular / Part Time / Distance: DISTANCE
- Name *: MANISHA
- Date of Birth *: 09/16/2001
- Gender*: FEMALE
- Category *: OBC
- Aadhar Number(Pattern xxxx xxxx xxxx)*: XXXX XXXX 7578
- Upload Aadhar Card (only pdf size < 1MB)*: Choose File adhar.pdf

The Windows taskbar at the bottom shows the system tray with a temperature of 40°C, Haze, and the date 6/12/2023 at 4:34 PM.

Registration form for Students (cont.)

Institute Name (If institute name not appearing in drop down , please contact natssupport@aicte-india.org)*

Select Graduate in Engg./Tech in case of B.E./B.Tech/B.Pharma/B.Arch/B.HMCT/B.Lib/B.E.Aagri/B.E.Dairy/B.E.Biotech/B.Food/B.Fashion
 Select Graduate in General Stream in case of General Bachelor Degree/BCA/BFA/BBA/BBS/BEM/BD/BPA/BSW/BA/BCOM/BSC/BscAgri/BscDairy/BscBiotech/BscFood
 Select Diploma in Engg./Tech in case Polytechnic – Engg/Pharma/Arch/HMCT/Lib/Agri/Food/Fashion/MoP/Secretarial/MLT

Education Type (Pass Out)*
 Course Name*

Specialization *
 Student ID (Unique Registration/Roll Number)*

Year of Passing *
 Month of Passing *

Percentage * (For CGPA, convert into Percentage according to University formula)

Email (Will be used as a Username for Login Purpose)*
 Mobile No (Will be used as a Username for Login Purpose)*

Password*
 Confirm Password*

Show Password

I'm not a robot

Quick links Help & Reports Others

2. Student Profile

Following are the basic details to be filled by student at time of registration:

The screenshot displays the NATS student dashboard. At the top, the header includes the Government of India logo, the text 'National Apprenticeship Training Scheme (NATS) Instituted by Boards of Apprenticeship Training / Practical Training Ministry of Education, Government of India', and the NATS logo. A 'Logout' link is visible in the top right. Below the header is a navigation bar with five steps: 1. Basic Details (highlighted), 2. Education Details, 3. Communication Information, 4. Training Preferences, and 5. Bank Details. The main content area is titled 'Basic Details' and contains a section for 'Passport Size Photo (only jpeg & png)*' with a 'Choose File' button and the text 'No file chosen'. The Windows taskbar at the bottom shows the search bar, taskbar icons, and system tray with weather (40°C Haze) and date/time (6/12/2023 4:53 PM IN).

The first step basic details – show the details filled in the before filled registration form. The student shall continue to fill their profile.

The screenshot shows a web browser window with the URL `moenats.aicte-india.org/student_module/student-dashboard-eligibility-check.php`. The page title is "Basic Details". The form contains the following fields:

- Passport Size Photo (only jpeg & png): `XXXXXXXXXXXXXXXXXXXX.jpg`
- Name of Student *: `MOHANA`
- Date of Birth *: `10 SEP 2001`
- Gender *: `FEMALE`
- Category *: `ESC`
- Mother's Name *: `T PREMAL`
- Father's Name *: `K P THANGAVEL`
- Aadhaar Number *: `XXXX XXXX 7595`
- Aadhaar: [View Aadhaar](#)
- Minority *: `NO`
- Person with Disability *: `NO`
- Email *: `vanu08119@salstano.com`
- Mobile *: `970909888`

A "Save and continue" button is located at the bottom left of the form area.

STEP 2: Education details:

Students need to provide education details like course/college details . The forms would appear in the below format:

moenats.aicte-india.org/student_module/student-dashboard-education-details.php

EDUCATIONAL DETAILS

Select Graduate in Engg /Tech in case of B.T./B.Tech/B.Pharma/B.Arch/B.MCT/B.Lib/B.C.Agr/B.E.Dairy/B.E.Sitech/B.Food/B.Fashion
 Select Graduate in General Stream in case of General Bachelor Degree/B.A/B.B.A/B.B.S/B.C.M/B.D/B.A/B.S/W.S.A/B.C.M/B.S.C/B.Agr/Bac/Dairy/Bac/Btech/Bac/Food

State to Which Institute Belongs *
 DELHI

Institute Name (If institute name not appearing in drop down , please contact abc@xyz.com)*
 COLLEGE OF ART 6048

Course Name*
 CHEMICAL ENGINEERING

Student ID (Unique Registration/Rol Number) *
 7867876787656787656787656787656

Month of Passing *
 JUNE

Upload Provisional / Passed Certificate (only pdf of size < 1MB) * (Only pdf)
 [Choose File]

DIPLOMA IN ENGINEERING | TECHNOLOGY Joint after *
 Higher Secondary (10+2) Diploma High School(10th) ITI

Select Diploma in Engg /Tech in case Polytechnic - Engg/Pharma/Arch/MCT/Lib/Agr/Food/Fashion/MPS/Seasonal/M.T.
 District to Which Institute Belongs *
 NEW DELHI

Education Type (Pass Out)*
 DIPLOMA IN ENGINEERING / TECHNOLOGY

Specialization *
 CHEMICAL ENGINEERING

Year of Passing *
 2022

Percentage (For CGPA, convert into Percentage according to University formula) *
 99

Quick links
 → M&E
 → NAPS portal of MSDE
 → AICTE
 → National Career Service (NCS)
 → Local Nodal Centre

Help & Reports
 → FAQs
 → Establishment Manual
 → Process Manual (English)
 → Process Manual (H&B)
 → Quarterly Skill Assessment

Others
 → Apprentices act
 → RTI
 → Stamp
 → Disclaimer
 → Privacy

40°C Haze 4:55 PM 6/12/2023

moenats.aicte-india.org/student_module/student-dashboard-education-details.php

DIPLOMA IN ENGINEERING | TECHNOLOGY Joint after *

Higher Secondary (10+2) Diploma High School(10th) ITI

School / Institute State*
 DELHI

School / Institute District*
 NORTH EAST DELHI

School / Institute Name*
 KV

School / Institute Board Name*
 DTEA

Student ID (Enrollment Number) *
 887887755443322123456787656787654

School Percentage / CGPA (For CGPA, convert into Percentage according to School formula)*
 99

About your Self *
 IM DEVELOPER

General Skills (Add comma separated values eg: Skill1,Skill2 and space is not allowed) *
 CEMENT

Languages Known (Add comma separated values eg: Hindi,English and space is not allowed)
 ENGLISH

Save and Continue

Quick links
 → M&E
 → NAPS portal of MSDE
 → AICTE
 → National Career Service (NCS)
 → Local Nodal Centre
 → Contact Us

Help & Reports
 → FAQs
 → Establishment Manual
 → Process Manual (English)
 → Process Manual (H&B)
 → Quarterly Skill Assessment
 → Annual Report
 → Lock Back

Others
 → Apprentices act
 → RTI
 → Stamp
 → Disclaimer
 → Privacy
 → PSH Handbook

40°C Haze 4:58 PM 6/12/2023

STEP 3: Communication Information

In this address details/mobile details of the student is asked.

The screenshot shows a web browser window with the URL moenats.aicte-india.org/student_module/student-dashboard-communication-info.php. The page header includes the NATS logo and the text "National Apprenticeship Training Scheme (NATS) Instituted by Boards of Apprenticeship Training / Practical Training Ministry of Education, Government of India". A navigation bar at the top contains five steps: 1. Basic Details, 2. Education Details, 3. Communication Information (highlighted), 4. Training Preferences, and 5. Bank Details. A "Logout" link is in the top right corner.

A message states: "If you don't know your area pin code please click <https://www.indiapost.gov.in/vas/pages/findpincode.aspx> to find".

Permanent Address

Pin Code * 110070 Post Office * MASOOD PUR BO
District * NEW DELHI State/UT * DELHI
Address * VASANTH KUNJ NEAR AICTE

Present Address same as Permanent Address

Present Address

Pin Code * 110070 Post Office * MASOOD PUR BO
District * NEW DELHI State/UT * DELHI
Address * VASANTH KUNJ NEAR AICTE

The Windows taskbar at the bottom shows the search bar, task view, and various application icons. The system tray displays the temperature as 40°C Haze, the language as ENG IN, and the date and time as 4:59 PM 6/12/2023.

STEP 4: Training preferences

Further, the student needs to update the training preferences such as field and location of apprenticeship.

The screenshot shows the NATS portal interface. At the top, there are two browser tabs and the URL moenats.aicte-india.org/student_module/training_details.php. The header features the NATS logo and the text: "National Apprenticeship Training Scheme (NATS) Instituted by Boards of Apprenticeship Training / Practical Training Ministry of Education, Government of India". A navigation bar contains six steps: 1 Basic Details, 2 Education Details, 3 Communication Information, 4 Training Preferences, 5 Bank Details, and 6 Bank Details. The "Training Preferences" section is active and contains two sub-sections: "Location Preference" and "Field Preference".

Location Preference

Preferred State - 1	Preferred District - 1
DELHI	NEW DELHI
Preferred State - 2	Preferred District - 2
DELHI	EAST DELHI
Preferred State - 3	Preferred District - 3
DELHI	NORTH DELHI

Field Preference

Preferred Field - 1	Preferred Field - 2
EMBROID	BEAUTY AND WELLNESS
Preferred Field - 3	
COATINGS AND PAINT	

A "Save and continue" button is located at the bottom of the form. The Windows taskbar at the bottom shows the date as Monday, June 12, 2023, and the time as 5:02 PM IN 6/12/2023.

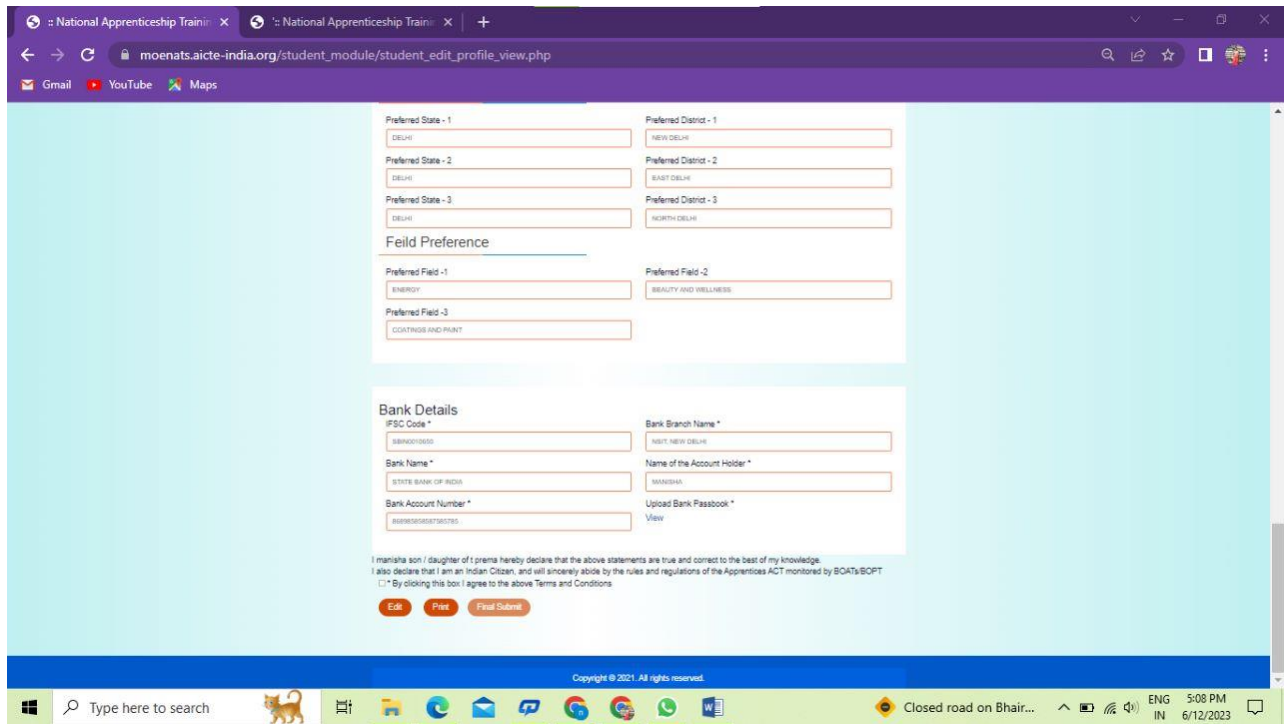
STEP 5: Bank details

The students are asked to fill the bank account details, for stipend receiving.

The screenshot shows a web browser window with two tabs for 'National Apprenticeship Training'. The address bar shows the URL: moenats.aicte-india.org/student_module/student-dashboard-bank-info.php. The page header includes the NATS logo and text: 'National Apprenticeship Training Scheme (NATS) Instituted by Boards of Apprenticeship Training / Practical Training Ministry of Education, Government of India'. A navigation bar contains five items: 1. Basic Details, 2. Education Details, 3. Communication Information, 4. Training Preferences, and 5. Bank Details (highlighted). Below the navigation bar is a disclaimer: 'We assure you that your bank details will not be shared with anyone without your consent. NATS team will never ask for your Debit Card/Bank Account details on phone call or through any other medium. In case you receive any such request, you are encouraged to report the matter to us.' The main form area is titled 'Please finish the bank accounts details in which you want to get stipend by establishment.' and contains the following fields: 'IFSC Code *' (with value SBIN0010033), 'Bank Branch Name *' (with value NEW DELHI), 'Bank Name *' (with value STATE BANK OF INDIA), 'Name of the Account Holder *' (with value MANISHA), 'Bank Account Number *' (with value 8888888888888888), and 'Upload Passbook (Only pdf) *' (with a 'Choose File' button). A 'Save and Preview' button is located at the bottom of the form. The footer contains 'Quick links', 'Help & Reports', and 'Others' sections. The Windows taskbar at the bottom shows the search bar, taskbar icons, and system tray with weather (40°C Haze) and date (6/12/2023).

STEP 6: Profile view and final submit

Scroll down to the end of the page, cross-check the details and click on “**SUBMIT**” button.



3.Contract management by Student

Apprenticeship advertisement on student dashboard

Advertisements show on dashboard in listing way, they can apply to their suitable apprenticeship by viewing the details like,

1. Apprenticeship title, description, duration, location, skills required, qualification required to apply.
2. After applying, they can check for application status from the application management

Student dashboard with apprenticeship advertisement

Apply against Skills vacancies

Industry Name	Post Title	State	District	Vacancies	Date of Publication	Last Date to Apply	View	Action	Status
Vamsi tech	ECE	ANDHRA PRADESH	VISAKHAPATNAM	10	21-Jul-2022	28-Jul-2022	View		

Student has to accept the contract request from establishment firstly, in order to send request to BOAT for final confirmation.

Application Management

Applied Apprenticeship

Location	State Name	Company Name	Apprenticeship Name	Date of Application	Status	Action
DEHRADUN	UTTARAKHAND	Akash	TITLE	25-Jul-2022	Akash Industry generating the contract for Apprentiship Training whether you would to Accept or Reject	Accept Reject

On acceptance, Contract request sent to BOAT for approval

Apply against Skills vacancies

Industry Name	Post Title	State	District	Vacancies	Date of Publication	Last Date to Apply	View	Action	Status
Akash	TITLE	UTTARAKHAND	DEHRADUN	13	23-Jul-2022	23-Jul-2022	View	Applied	Contract Sent For Approval of Boat

3.1 Contract Accepted and downloaded

Contract management by student

After the establishment contract initiation, student has to accept the contract request from establishment firstly, in order to send request to BOAT for final confirmation.

Contract is download by student & engaged into apprenticeship program

BOARD OF PRACTICAL TRAINING (EASTERN REGION)

(An Autonomous Body Under Ministry of Human Resource Development, Department of Higher Education, Government of India)



Block- EA, Sector- I , Salt Lake City, Opp to Labony Estate , Kolkata - 700064

Phone No: 033 - 23370750 / 23370751 Fax No: 033-2321 6814 Email: info@boptr.gov.in

Website: <http://www.mhrdnats.gov.in/>



APPRENTICESHIP CONTRACT REGISTRATION FORM

APPRENTICE INFORMATION

Name	Gender	Date of Birth	Age	
BITTU KUMAR	M	2003-01-16	19	
Father / Mother Name	Enrollment Number	Caste	PWD	
AJAY MANDAL	1171818025	OBC	N	
Address for Communication	Mobile Number	Email Address	Age 19	
Barhiya SO, WARD NO 17, BARHIYA, LAKHISARAI, LAKHISARAI UTTARAKHAND, 811302	6206925676	bittu16012003@gmail.com	25	
	Father / Mother Name	Enrollment Number	Caste	
	AJAY MANDAL	1171818025	OBC	
PWD				
N				

EDUCATIONAL QUALIFICATION

Name of the Institution / College /University	Univ. Regn. Number / DOTE / Month & Year of passing DTE Regn. Number / +2 Regn	Educational Qualification
GOVT. POLYTECHNIC	1-512869913 October, 2021	COMPUTER SCIENCE AND ENGINEERING - COMPUTER SCIENCE AND ENGINEERING

TRAINING DETAILS

Training start date	Period of Training	Stipend Rs. per month
12-07-2022	Months	8000
The apprentice would be undergoing training under section 22 (1)		

NAME AND ADDRESS OF THE EMPLOYER

Akash -	Doranda, Ranchi	RANCHI, JHARKHAND - 834002
---------	-----------------	-------------------------------

4. Student Profile LOCKED

1. Once a student contract is created, their profile is locked as they can't apply for any more apprenticeships.
2. If they need any change in profile they need to request BOAT for it.

So, if the student is selected through SEC 22(A), the student is taken as an employee into the same establishment after the apprenticeship program is finished.

If it's SEC 22(B), the student can apply to jobs available after the apprenticeship program ends.

Dashboard	Profile	Issues/Grievances	Application Management	Issues/Grievances	Event Management	Help	Logout
-----------	---------	-------------------	------------------------	-------------------	------------------	------	--------

Welcome, ECE STUDENT!

Your profile is locked as you are doing apprenticeship [click here to raise change your profile](#)

Contact Us

Email: natssupport_student@aicte-india.org

Landline: 011-29581332